


Active Lives Children and Young People Survey

Academic year 2021–22
SUMMER TERM

Hartsfield Junior Mixed and Infant School

Version 1:

Issued September 2022



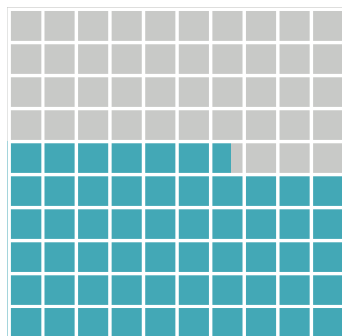
Results at a glance...

Activity levels

(Moderate to vigorous intensity)

57%

Active



average of
60+ minutes
a day across
the week

Attitudes towards sport and physical activity

Years 3-6 only

Attitudes towards sport and physical activity

55%

agreed strongly that they enjoyed taking part in exercise and sports

71%

agreed strongly that they understand why exercise and sports are good for them

21%

agreed strongly that they find exercise and sports easy

Years 1-2 only

55%

love playing sport

63%

love being active

84%

find sport easy

Wellbeing


Mean scores from answers given on a scale of 0-10 where 0 is low and 10 is high levels of agreement with statements asking about...

Happiness yesterday (years 3-6 only)

7.9



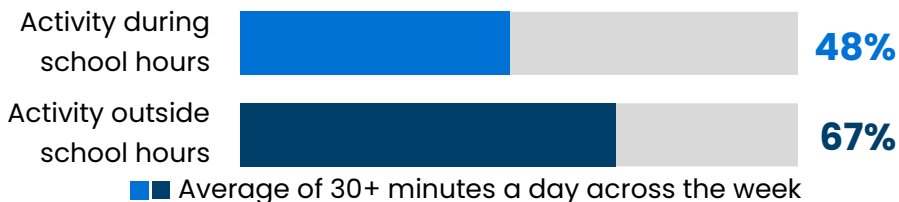
How do you feel today? (years 1-2 only)



Location of activity

(Average of 30+ minutes a day moderate to vigorous activity across the week)

Government guidelines set out that pupils should get 30 minutes of their daily physical activity during the school day and 30 minutes outside school. During summer term 2022 activity during school hours was measured even if children were not attending school.



Levels of activity

At Hartsfield Junior Mixed and Infant School, **57%** of pupils do an average of **60+ minutes** a day of moderate to vigorous activity across the week, meeting the Chief Medical Officer's guidelines for levels of physical activity amongst children and young people. National figures from 2020-21 for each measure are shown in brackets.

Less active

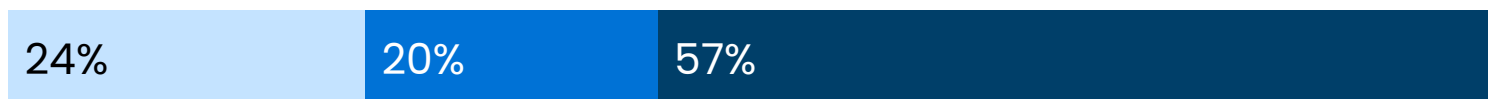
Less than an average of **30 minutes a day** across the week

Fairly Active

An average of **30-59 minutes a day** across the week

Active

An average of **60+ minutes a day** across the week



National data from 2020-21

(31%)

(23%)

(45%)

Boys and girls

(% active)



% that are active at your school (an average of 60+ minutes a day of moderate to vigorous activity across the week)

Have you considered?

How could you get more pupils doing activity in school time throughout the week?

Are there any particular groups of pupils who need more support to be active?

Participation at and outside school


Government guidelines set out that pupils should get 30 minutes of their daily physical activity during the school day and 30 minutes outside school. During summer term 2022 activity during school hours was measured even if children were not attending school.

National figures from 2020-21 for each measure are shown in brackets.


% of pupils doing an average of 30+ minutes a day of moderate to vigorous activity across the week

During school hours

National data from 2020-21




Outside school hours



Activity levels at and outside school for boys and girls

(Average of 30+ minutes a day of moderate to vigorous activity across the week)

During school hours



Outside school hours



How much time is spent doing PE each week?

100 - 120 minutes

per pupil at your school

Pupils doing an average of 30+ minutes a day both during and outside school hours

44%

Have you considered?

How can you demonstrate the positive impact of activity levels on pupils' attainment and achievement as a way to increase PE time?

How can you encourage more pupils to be active outside of school?

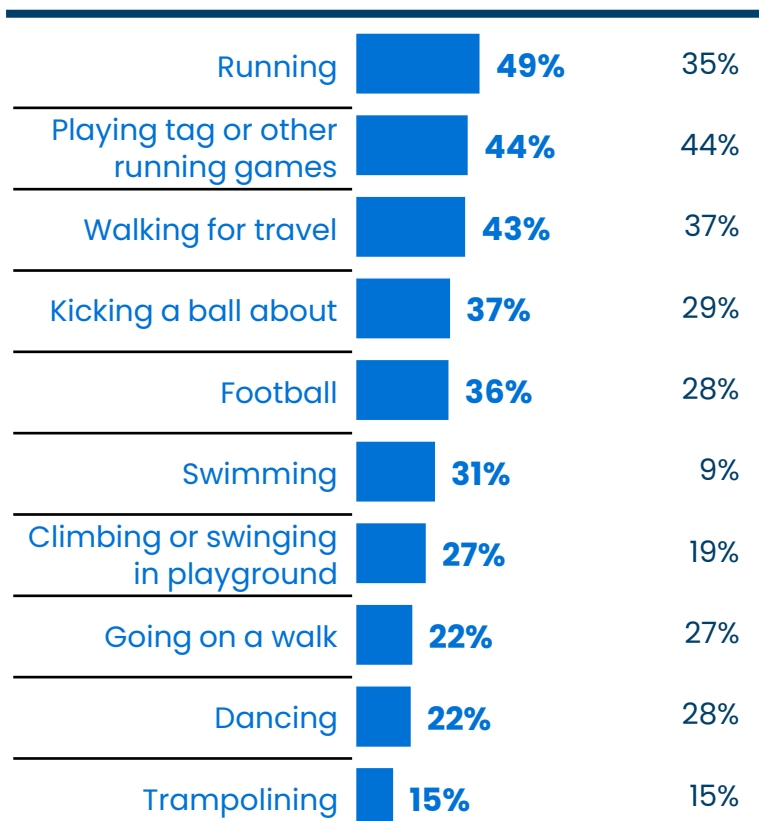
Activity breakdown

The charts below show the percentage of those who report taking part in each activity in the previous week at moderate to vigorous intensity. Only the top 10 activities are included.

National figures from 2020-21 for these activities are also shown.

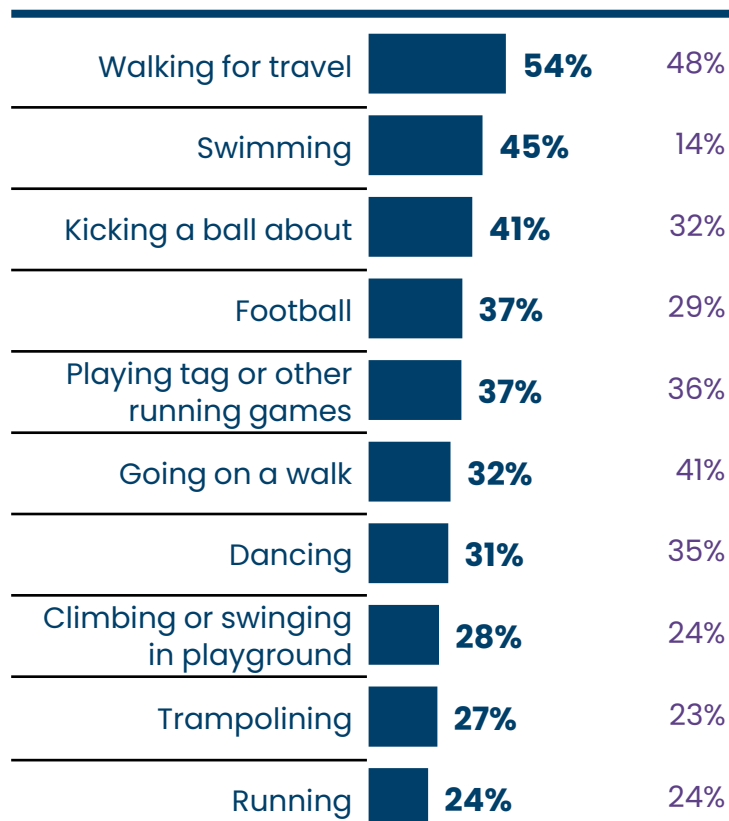
During school hours

National data
from 2020-21



Outside school hours

National data
from 2020-21



Have you considered?

How do you involve your pupils in choosing the activities on offer?

Do you ask which activities they want to do more or less of?

Is the range of activities sufficient to cater for as many pupils as possible?

Attitudes towards sport and physical activity



Pupils were asked about their attitudes to sport and physical activity

National figures from 2020-21 for each measure are shown in brackets.

Years 3-6 only

Confidence
36%

(40%)

agreed strongly that they feel confident when exercising and playing sports

Competence
21%

(23%)

agreed strongly that they find exercise and sports easy

Have you considered?

What can be done to help improve confidence of pupils when taking part in PE, sport and physical activity?

Years 1-2 only

55%
(55%)

love playing sport

63%
(61%)

love being active

84%
(80%)

find sport easy

Understanding

71%

(66%)

agreed strongly that they feel that they understand why exercise and sports are good for them

Enjoyment

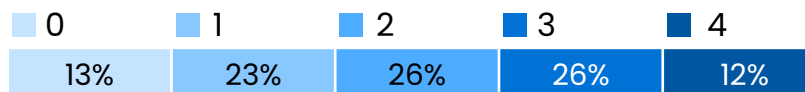
55%

(48%)

agreed strongly that they enjoy taking part in exercise and sports

Number of positive attitudes

Number of attitudes shown above for which pupil selected strongly agree



Wellbeing, Individual and Community Development

National figures from 2020-21 for each measure are shown in brackets.


Feelings of happiness



How happy did you feel yesterday?

(years 3-6 only)

7.9



0 (7.6) 2 4 6 8 10

Mean scores from answers given on a scale of 0-10, where 0 is low and 10 is high



How do you feel today? (years 1-2 only)



1%

(3%)



15%

(13%)



84%

(83%)

Individual Development (years 3-6 only)

Pupils were asked how much they agree with the statement:



If I find something difficult, I keep trying until I can do it"

Those who agreed strongly have **positive levels of individual development**

Trust (years 3-6 only)

Pupils were asked:

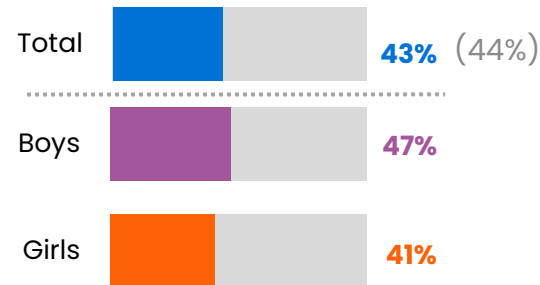


How much do you feel you can trust people who are a similar age to you?"

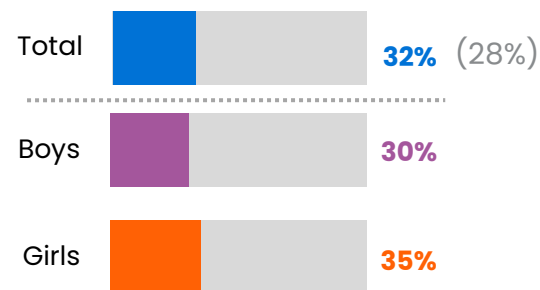
Those who answer trust them a lot have **positive levels of social trust**

Positive Individual Development

National data from 2020-21



Positive Social Trust



Have you considered?

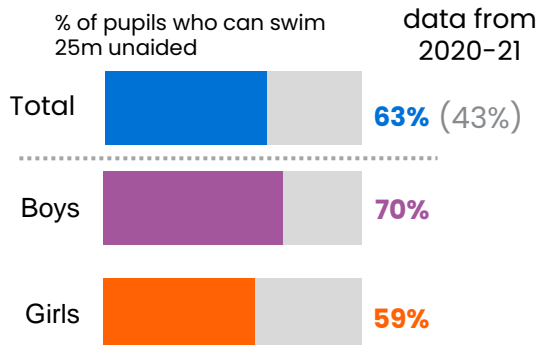
How could PE, sport and physical activity help you to improve your pupils' social trust?

Swimming proficiency

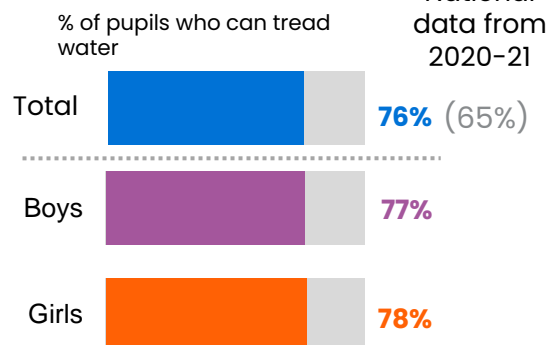
National figures from 2020-21 for each measure are shown in brackets.

All pupils should be able to do these things by the time they leave primary school.

Swimming ability



Confidence and capability



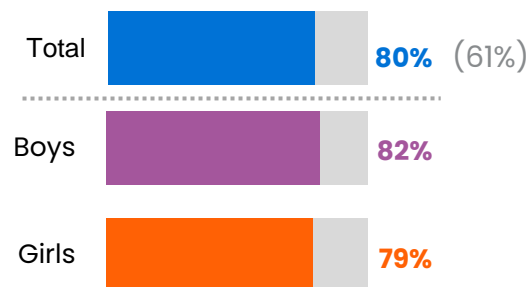
In 2021-22, the following year group(s) had swimming lessons provided by your school (or had planned this):

Year 4, Year 5.

Each pupil had 10-19 sessions each year

% of pupils who can self-rescue (years 3-6 only)

Pupils were asked if they fell into a deep lake with all their clothes on, if they could swim 5m to land and get out without any help.



Have you considered?

What could the school do to support pupils to meet the National Curriculum swimming requirements?

Are there any groups of pupils who need more support to meet the National Curriculum swimming requirements?

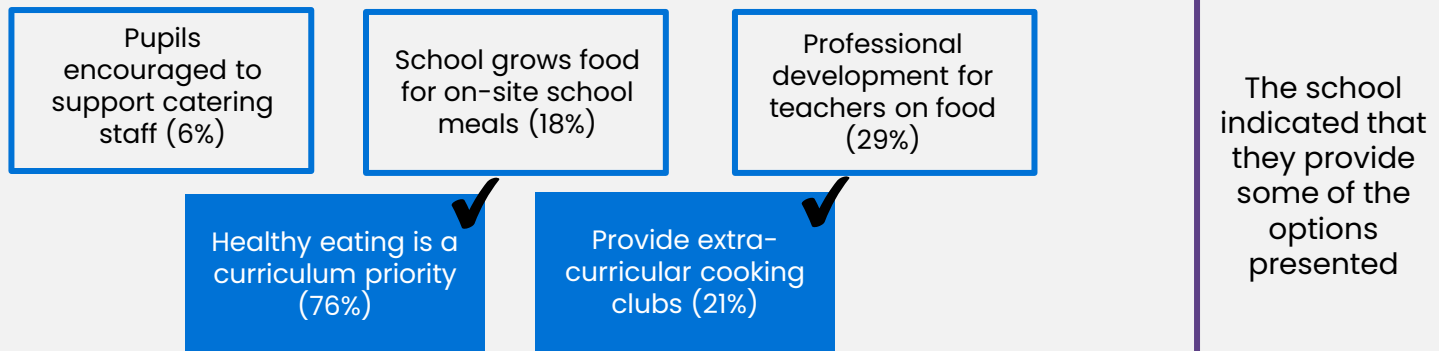
Healthy eating

The Government encourages all schools to promote healthy eating and provide tasty and nutritious food and drink. The school food standards require schools to provide healthy options by restricting foods high in fat, salt and sugar.

Providing food education for all pupils

Teachers were asked which of the following they have in place

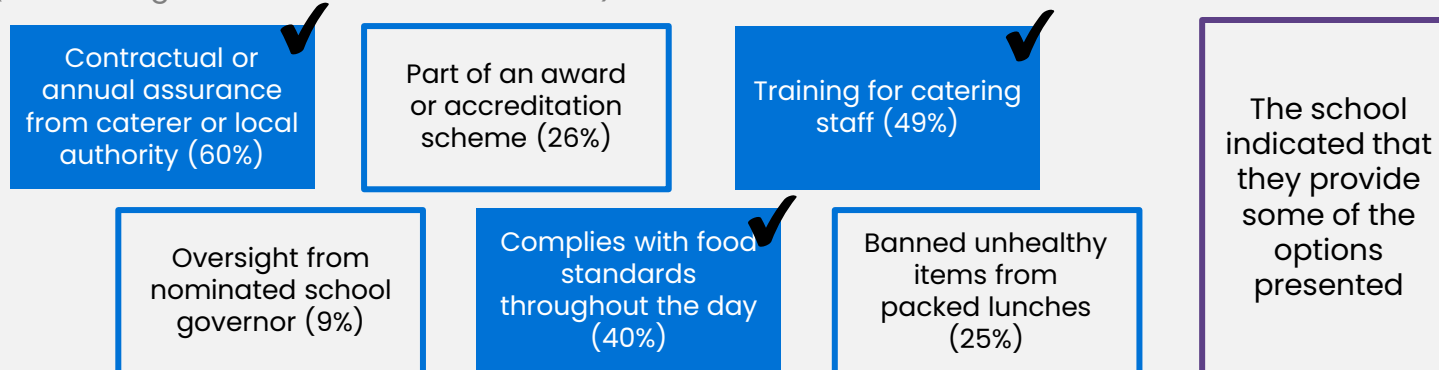
(National figures from 2020-21 in brackets)



Complies with School Food Standards

Teachers were asked which of the following they have in place

(National figures from 2020-21 in brackets)



Have you considered?

Checking the government's guidance on [School Food Standards?](#)

Using [Public Health England's school resources](#) to encourage pupils to build healthier habits for life.

Notes

The Active Lives Children and Young People Survey is an online survey carried out by Ipsos.

Each term, a number of schools are randomly selected to take part in the survey, with the aim of getting 100,000 children and young people in Years 1 to 11 to complete it each academic year.

The survey runs on an annual basis. More information on the survey can be found on the Sport England website.

<https://www.sportengland.org/>

Hartsfield Junior Mixed and Infant School

<https://www.sportinherts.org.uk/contact-us/>

Survey timings

Fieldwork for the survey took place between 19th April and 28th July 2022.

The questions were adapted to make them appropriate if children were not attending school because of COVID-19. Pupils and teachers were asked about the current situation.

Sample

350 pupils from 6 classes completed the survey:

- 51 Pupils from Year 1,
- 61 Pupils from Year 2,
- 69 Pupils from Year 3,
- 58 Pupils from Year 4,
- 58 Pupils from Year 5,
- 53 Pupils from Year 6,

64 parents completed the survey.

National report

The fifth national report by Sport England will be published in December 2022 and will be accessible via the Sport England website. That report will include data from the 2021-22 academic year.

No data available for this metric

You may see this message in place of a chart or statistic. This is shown when there were fewer than 25 pupils or parents answering the question overall or for the breakdown presented (boys and girls).

Further information

If you would like any further information about the results or survey, please contact your Active Partnership.

National Data within this report

On some pages, national level data from the 2020-21 academic year is shown for reference. For your school, these are national figures from Year 1-6 (base: 35,820). Go to

www.sportengland.org/activeliveschildren21 to see the full National Report for 2020-21.

Limitations of the data

Due to the small numbers of pupils from your school that have participated in the survey, it is not possible to make reliable comparisons between your school results and the national level data. National data is therefore only provided as an indication of the national picture.

Any differences between groups may be down to the small sample sizes and may not be real differences.

Measures of activity

Moderate activity is defined as activity which makes pupils breathe faster.

Vigorous activity is defined as activity which makes pupils hot or tired.

Attitudes and wellbeing

For year 1-2 pupils the data on wellbeing and attitudes to sport has been provided by pupils, whilst the data on activity levels has been collected from the parent survey.